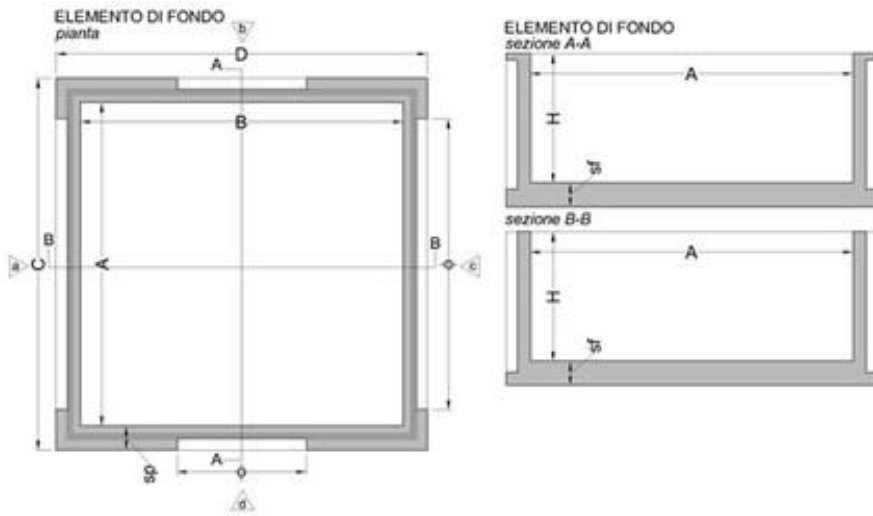
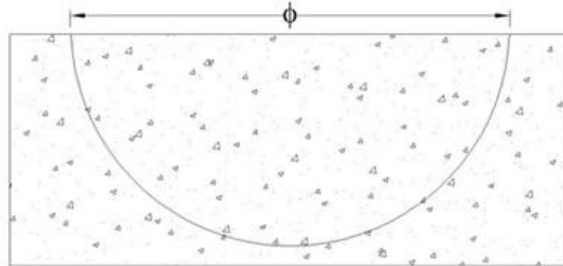


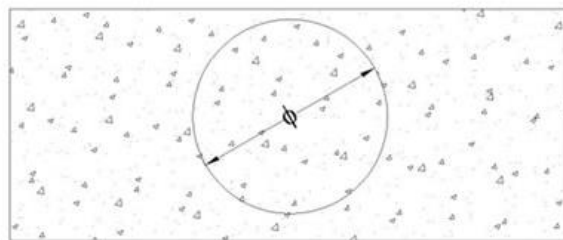
| DIMENSIONI (CM) | | | | | | | PESO | IMPRONTE | | | SIFONE | PORTATA | | |
|-----------------|----|----|----|-----|-----|----|------|----------|--------|-----------|--------|---------|-------|-------|
| A | B | H | Sp | C | D | Sf | [Kg] | N° | Posiz. | Tipo | ∅ | E F G | Motr. | Auto. |
| 80 | 80 | 80 | 15 | 110 | 110 | 10 | 1365 | 3 | a-b-c | Circolare | 55 | n.p. | 9 | 22 |



prospetti a - c (impronta semicircolare)



prospetti b - d (impronta circolare)



prospetti b - d (impronta ad U)

